

ATLAS PLUS SERIES

MODELS 1200, 1200A, 3000 AND 3000R
ALUMINUM SLIDING GLASS DOOR
NON-IMPACT RATED

GENERAL NOTES: (FLORIDA BUILDING CODE 2010 - HVHZ and non HVHZ)

- 1- CODE: THIS PRODUCT HAS BEEN TESTED AND DESIGNED IN ACCORDANCE WITH THE FLORIDA BUILDING CODE 2010 INCLUDING THE HIGH VELOCITY HURRICANE ZONE (HVHZ).
- 2- DEFINITION: THIS PRODUCT IS AN ALUMINUM SLIDING GLASS DOOR DESIGNED, CONSTRUCTED AND TESTED TO PROVIDE PROTECTION FROM HURRICANE FORCE WINDS WITHIN THE ALLOWABLE DESIGNED PRESSURES AND LIMITATIONS STATED IN THIS APPROVAL. (APPROVED HURRICANE SHUTTERS MUST BE INSTALLED IN ORDER TO COMPLY WITH IMPACT RESISTANT CRITERIA)
- 3- LABELING: PRODUCT MUST BE LABEL IN ACCORDANCE WITH FBC 2010, CHAPTER 17, SECTION 1715.5.
- 4- PROJECT DESIGN PRESSURES: THE PROJECT DESIGNED PRESSURES MUST BE CALCULATED BASED ON ASCE 7-10, BY A PROFESSIONAL ARCHITECT OR ENGINEER. THE PROJECT DESIGNED PRESSURE, AS DETERMINED BY ASCE-10, ARE PERMITTED TO BE MULTIPLIED BY 0.6 AND THEY MUST NOT EXCEED THE ALLOWABLE PRODUCT PRESSURE SPECIFIED HERE-IN.
- 5- MATERIAL: ALL ALUMINUM PARTS TO BE 6063-T6 ALLOY OR AS NOTED AND GLAZING TO BE 1/4" TEMPERED GLASS AS SPECIFIED ON THIS APPROVAL.
- 6- FASTENERS: ASSEMBLY SCREWS AND ANCHORS SHALL BE AS SPECIFIED IN THE CURRENT SET OF DRAWINGS. INSTALLATION AND LOADS AS PER THIS APPROVAL. ANCHOR QUANTITY & SPACING MUST NOT EXCEED THE MAXIMUM LIMITS SPECIFIED BY THIS APPROVAL.
- 7- USE: IT SHALL BE THE RESPONSIBILITY OF THE CONTRACTOR, ARCHITECT OR ENGINEER OF RECORD TO VERIFY THE FOLLOWING:
 - 7.1- THE STABILITY OF THE STRUCTURE WHERE THE PRODUCT IS TO BE ATTACHED INSURING PROPER ANCHORAGE.
 - 7.2- THE SITE SPECIFIC PROJECT CRITERIA, SUCH AS BUT NOT LIMITED TO, LOCAL CODE REQUIREMENTS, DESIGNED PRESSURES ETC.
 - 7.3- THAT THIS APPROVAL IS ADEQUATE TO THE SPECIFIC PROJECT.
- 8- WOOD BUCKS (1x or 2x) BY OTHERS, MUST BE ANCHORED PROPERLY TO TRANSFER LOADS TO THE STRUCTURE.
- 9- DISSIMILAR MATERIALS: ALUMINUM CONTACTING MATERIALS NOT CONSIDERED COMPATIBLE SHALL BE PROTECTED AS PER THE REQUIREMENTS OF 2010 FLORIDA BUILDING CODE SECTION 2003.8.4.

TABLE OF CONTENTS:

SHEET	CONTENTS
1 of 14	GENERAL NOTES, TABLE OF CONTENTS
2 of 14	ELEVATION AND DESIGN RATING 1200 MODEL
3 of 14	ELEVATION AND DESIGN RATING 1200A MODEL
4 of 14	ELEVATION AND DESIGN RATING 3000 MODEL
5 of 14	ELEVATION AND DESIGN RATING 3000R MODEL
6 of 14	HEADER & SILL SECTION DETAILS
7 of 14	INTERLOCK & JAMB SECTION DETAILS
8 of 14	MEETING STILES SECTION DETAILS
9 of 14	JAMB ANCHORAGE DETAILS
10 of 14	SILL AND HEADER ANCHORAGE DETAILS
11 of 14	ANCHORAGE TABLE 5
12 of 14	PRODUCT COMPONENTS
13 of 14	SILL PAN, GLAZING DETAIL, CORNER ASSEMBLY & BILL OF MATERIALS
14 of 14	HARDWARE

DOOR ALLOWABLE DESIGNED PRESSURES

MODEL 1200 - SHEET 2 OF 14 - TABLE 1
MODEL 1200A - SHEET 3 OF 14 - TABLE 2
MODEL 3000 - SHEET 4 OF 14 - TABLE 3
MODEL 3000R - SHEET 5 OF 14 - TABLE 4
FRAME ANCHORAGE - SHEET 11 OF 14 - TABLE 5

REFER TO EACH MODEL FOR REINFORCEMENT TYPE, ALLOWABLE DESIGNED PRESSURES AND SIZES.

MANUFACTURER:



**SOUTH
EASTERN
DOOR COMPANY**
MANUFACTURERS OF STANDARD AND CUSTOM SLIDING DOORS

1505 COMMERCE LANE
P.O. BOX 794
JUPITER, FLORIDA 33458
PHONE: (561) 746-5493
FAX: (561) 575-1826


PRODUCT:

ATLAS PLUS SERIES
MODELS 1200, 1200A, 3000, 3000R
ALUMINUM SLIDING GLASS DOOR

ENGINEERING:

Eng'go Inc.

CA 8116
5595 Orange Dr. 201
Davie, FL 33314
Tel.: (954) 585-0304
Fax: (954) 585-0305
ENGCO@AOL.COM



APR 24 2012

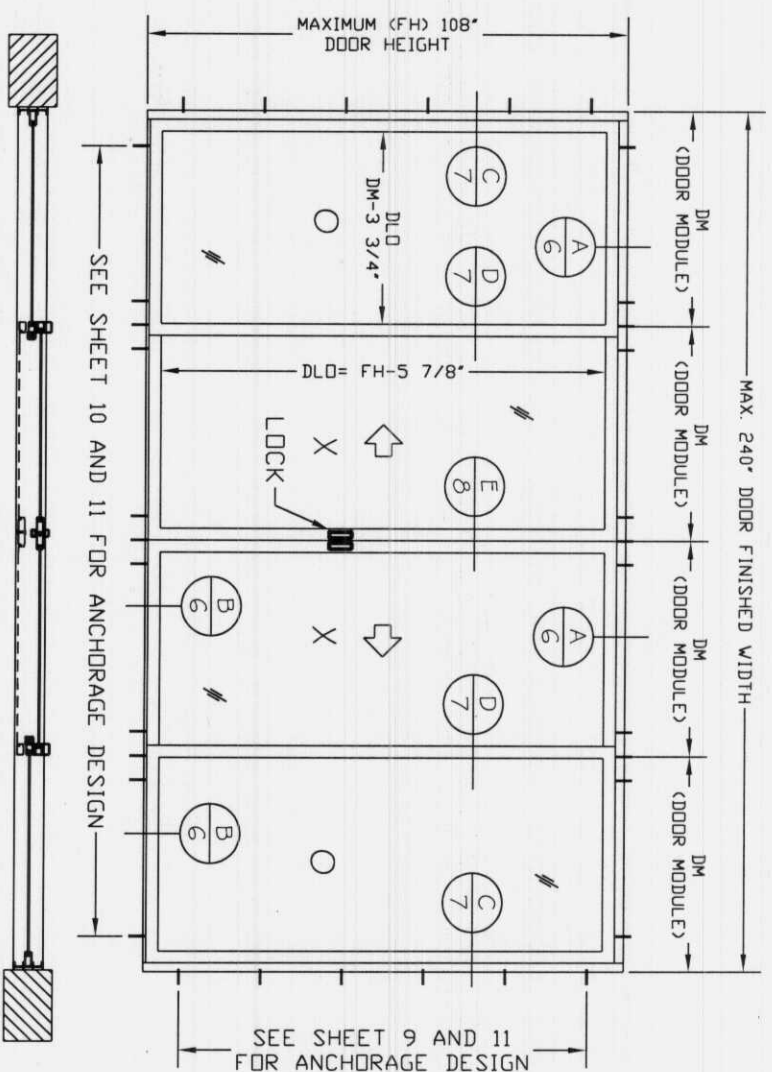
Engineer Seal
Pedro De Figueiredo
PE 52609

Date: 4/14/12
Scale: NA
Design by: PPMF

Drawing Number
12-074

SHEET
1 of 14

ATLAS PLUS SERIES - 1200 MODEL SLIDING GLASS DOOR



1200 MODEL CONFIGURATIONS NOTES:

1. SLIDING GLASS DOOR CAN BE CONFIGURED IN DIFFERENT WAYS BY USING THE APPROVED SECTIONS FOR EACH MODEL.
2. CONFIGURATIONS CAN BE MADE WITH 2, 3 OR MANY MODULES AS LONG AS DOES NOT EXCEED THE MAXIMUM MODULE SIZES AND PRESSURES LISTED IN TABLE 1.
3. USE SECTIONS A OR A1 FOR HEADER DETAILS.
4. USE SECTIONS B OR B1 FOR SILL DETAILS.
5. USE SECTIONS C OR C1 FOR JAMB DETAILS
6. USE SECTION D FOR INTERLOCK DETAILS (W/ CLIP)
7. USE SECTION E FOR MEETING STILES DETAILS
8. OPTIONAL MID JAMB SECTION G

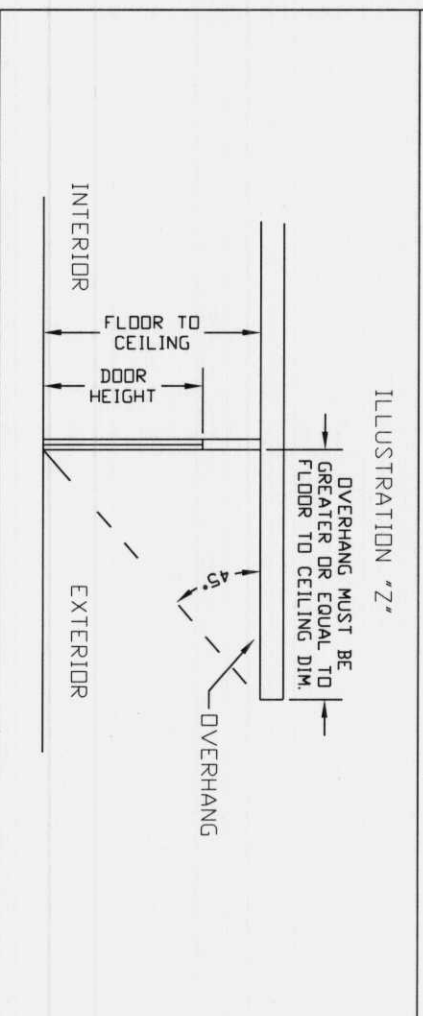
EXAMPLE FOR ALTERNATE CONFIGURATIONS

- 2 PANELS - OX - FW <= 120"
- 3 PANELS - X-XO, O-XO - FW <= 180"
- 4 PANELS - OX-XO, X-XOO, XO-OX - FW <= 240"
- 5 PANELS - OX-XOX, OOX-XO - FW <= 240"
- 6 PANELS - OOX-XOO, OX-XOOO - FW <= 240"

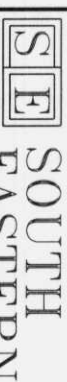
TABLE 1 - 1200 MODEL ALLOWABLE DESIGNED PRESSURES (Psf)

FH	DOOR MODULE (INCHES)			
	36	42	48	54
80	-100, +50	-85, +50	-75, +50	-66, +50
84	-95, +50	-81, +50	-71, +50	-63, +50
88	-90, +50	-77, +50	-68, +50	-60, +50
92	-86, +50	-74, +50	-65, +50	-57, +50
96	-83, +50	-71, +50	-62, +50	-55, +50
108	-52, +50	-44, +44	-39, +39	-34, +34

- NOTES:
- 1- FH AND DM ARE IN INCHES
 - 2- DESIGNED PRESSURES ARE IN PSF
 - 3- IN AREAS WHERE THE DOOR DESIGN IS NOT LIMITED BY WATER INFILTRATION, USE FOR POSITIVE THE NEGATIVE PRESSURE VALUE. SEE ILLUSTRATION "2".



MANUFACTURER:



SOUTH EASTERN DOOR COMPANY

MANUFACTURERS OF STANDARD AND CUSTOM SLIDING DOORS

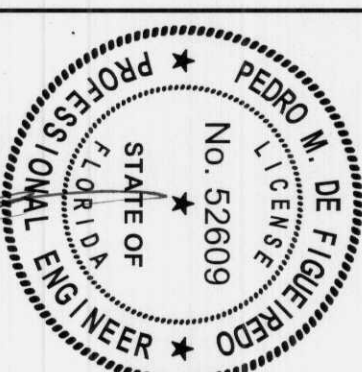
1505 COMMERCE LANE
P.O. BOX 794
JUPITER, FLORIDA 33458
PHONE: (561) 746-5493
FAX: (561) 575-1826

PRODUCT:

ATLAS PLUS SERIES
MODELS 1200, 1200A, 3000, 3000R
ALUMINUM SLIDING GLASS DOOR

ENGINEERING:

EngCo Inc.
CA 8116
5595 Orange Dr. 201
Davie, FL 33314
Tel.: (954) 585-0304
Fax: (954) 585-0305
ENGCO@AOL.COM



APR 24 2012

Engineer Seal
Pedro De Figueiredo
PE 52609

Date: 4/14/12
Scale: NA
Design by: PPMF

Drawing Number
12-074

SHEET
2 of 14